



**LOW VF SCHOTTKY DIODE MODULE TYPE  
200A / 30V**

**Features**

High Surge Capability  
Type 30V  $V_{RRM}$

**Maximum Ratings**

Junction Operating Temperature :  $-40^{\circ}\text{C}$  to  $+100^{\circ}\text{C}$   
Storage Temperature :  $-40^{\circ}\text{C}$  to  $+150^{\circ}\text{C}$

Part Number	Maximum Recurrent Peak Reverse Voltage	Maximum RMS Voltage	Maximum DC Blocking Voltage
MBRH20030(R)L	30V	21V	30V

**Electrical Characteristics @ 25 °C Unless Otherwise Specified**

Average Forward Current	$I_{F(AV)}$	200A	$T_c = 100^{\circ}\text{C}$
Peak Forward Surge Current	$I_{FSM}$	3000A	8.3ms , half sine
Maximum Instantaneous Forward Voltage *	$V_F$	0.58V	$I_{FM} = 200\text{A}; T_J = 25^{\circ}\text{C}$
Maximum Instantaneous Reverse Current At Rated DC Blockig Voltage*	$I_R$	3mA 150mA	$T_J = 25^{\circ}\text{C}$ $T_J = 100^{\circ}\text{C}$
Maximum Thermal Resistance Junction To Case	$R_{\theta jc}$	0.35°C/W	

\*Pulse Test: Pulse Width 300μsec, Duty Cycle < 2%

**HALF PACKAGE  
(D-67)**



Dimensions in mm (1 mm = 0.0394")

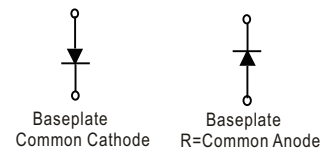
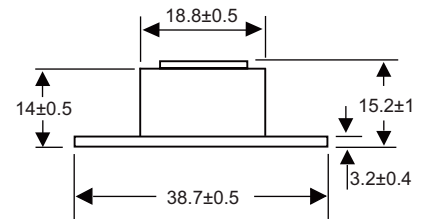
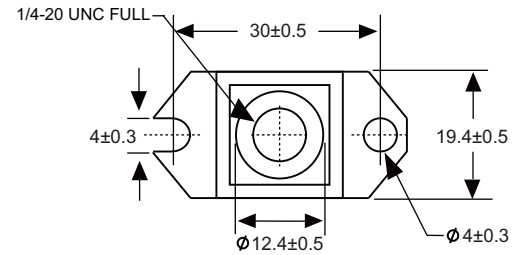




Figure .1- Typical Forward Characteristics

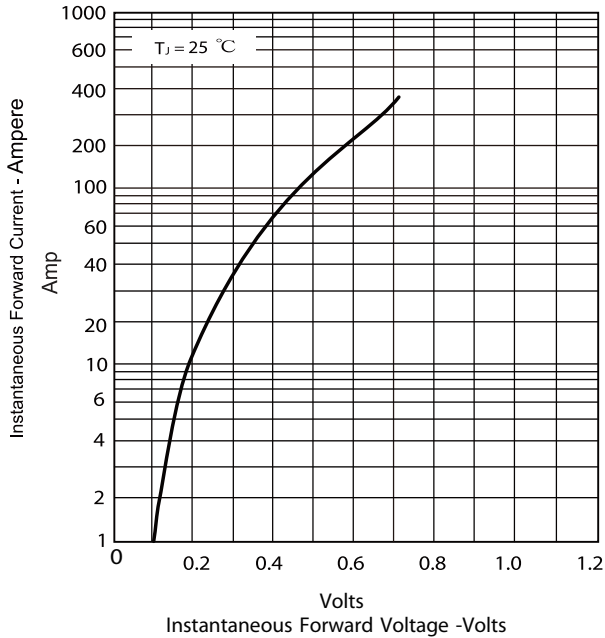


Figure.2 - Forward Derating Curve

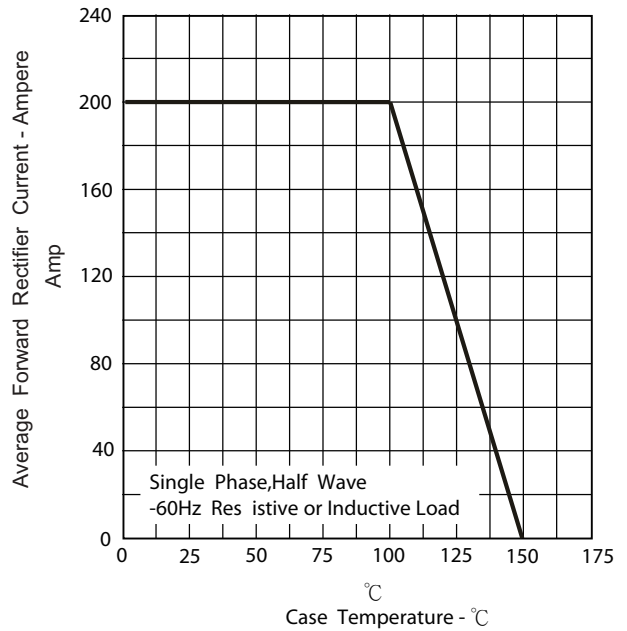


Figure.3 - Peak Forward Surge Current

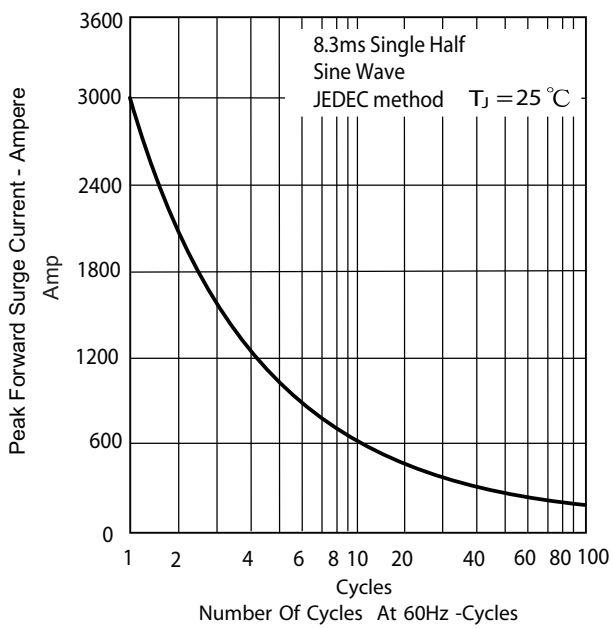
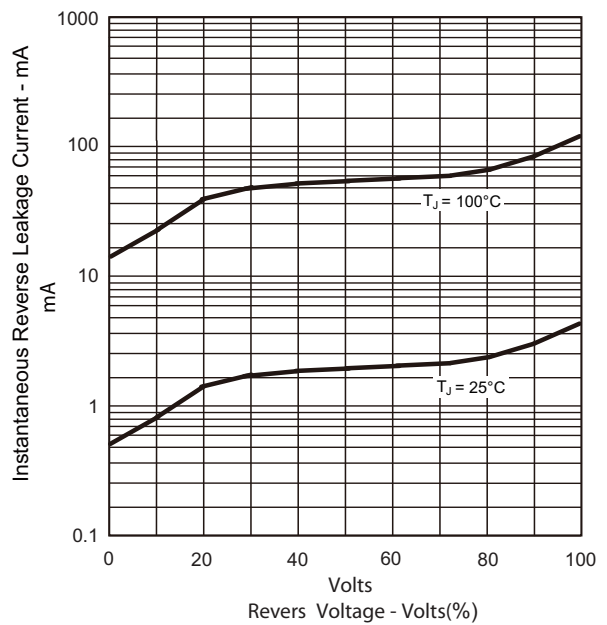


Figure.4 - Typical Reverse Characteristics





### **Disclaimer**

DACO Semiconductor reserve the right to make modifications, enhancements, improvements, corrections or other changes without further notice to this document and any product described herein.

DACO Semiconductor makes no warranty, representation or guarantee regarding the suitability of its products for any particular purpose, nor does DACO Semiconductor assume any liability arising out of the application or use of any product or circuit, and specifically disclaims any and all liability, including without limitation special, consequential or incidental damages.

Purchasers is responsible for its products and applications using DACO Semiconductor products, including compliance with all laws, regulations and safety requirements or standards, regardless of any support or applications information provided by DACO Semiconductor. "Typical" parameters which may be provided in DACO Semiconductor data sheets and/or specifications can and do vary in different applications and actual performance may vary over time. All operating parameters, including "Typicals" must be validated for each customer application by customer's technical experts.

DACO Semiconductor products are not designed, authorized or warranted to be suitable for use in life support, life-critical or safety-critical systems or equipment, nor in applications where failure or malfunction of DACO Semiconductor's product can reasonably be expected to result in personal injury, death or severe property or environmental damage. DACO Semiconductor accept no liability for inclusion and/or use of DACO Semiconductor's products in such equipment or applications and therefore such inclusion and/or use is at the customer's own risk.

Purchasers buy or use DACO Semiconductor products for any such unintended or unauthorized application, Purchasers shall indemnify and hold DACO Semiconductor and its suppliers and distributors harmless against all claims, costs, damages, and expenses, and reasonable attorney fees arising out of, directly or indirectly, any claim of personal injury or death associated with such unintended or unauthorized use, even if such claim alleges that DACO Semiconductor was negligent regarding the design or manufacture of the part.

No part of this publication may be reproduced or transmitted in any form or by any means, electronic or mechanical, including photocopying and recording, or any information storage or retrieval system, or otherwise, without the prior written permission of DACO Semiconductor Co., Ltd.